

Revision Record

Date	Version	Revision
28/3/2023	1.0.5.3	1. The first release

Upgrade Instructions

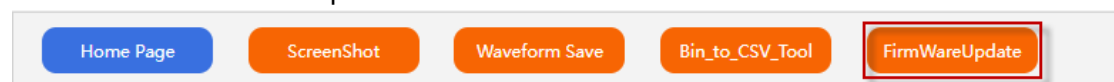
Upgrade from the Web Server

A built-in web server provides an approach to control the instrument by web browser. This process doesn't require any additional software to be installed on the controlling computer. Set the LAN port correctly (see the User Manual for details), input the IP address of the instrument in the browser address bar, and then the user can browse and control the instrument on the web.



WARNING: DO NOT shut off the instrument until the update is completed.

1. Click the "FirmwareUpdate" button in the web interface



2. Select the correct update file (*.ads) stored on the computer. The instrument will automatically download the update file and perform the upgrade once the file is specified.

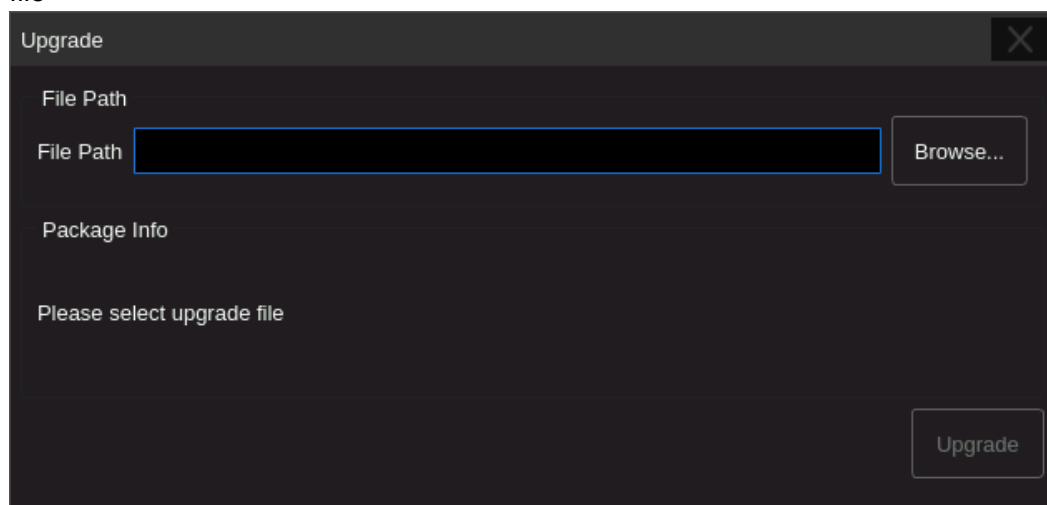
WARNING: DO NOT shut off the instrument until the update is completed.

Upgrade from a U-disk (USB Memory device)

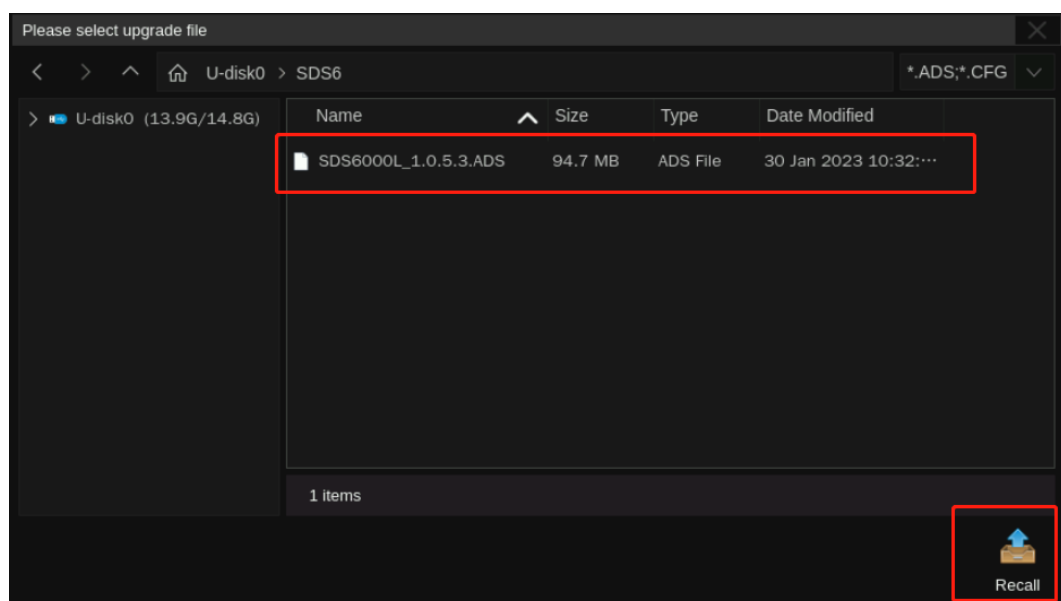
WARNING: DO NOT shut off the instrument until the update is completed.


Note: If your firmware version is less than V1.0.5.3, you need to perform twice the V1.0.5.3 upgrade

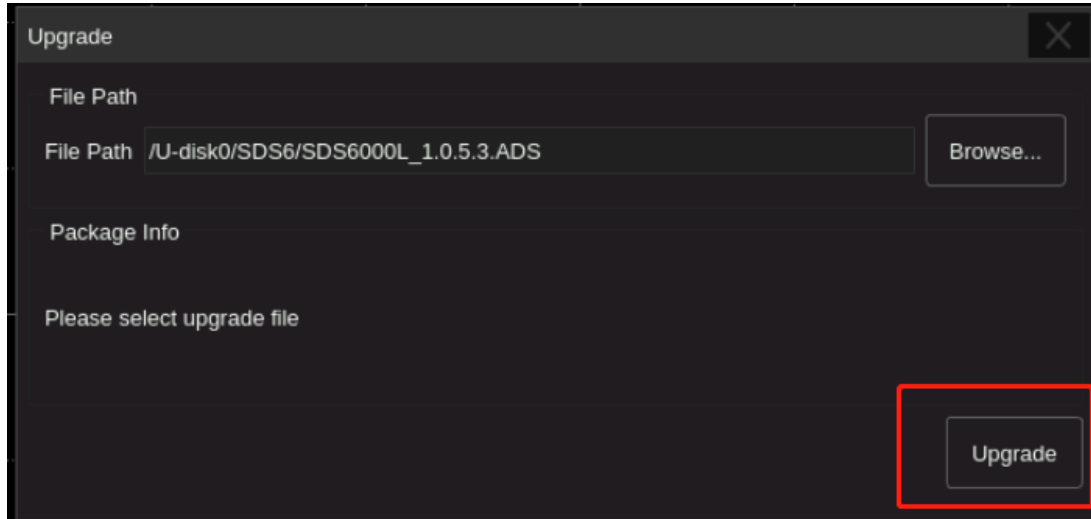
1. Copy the update file (*.ads) to a FLASH type U-disk, and then insert the U-disk into one of the USB host ports of the instrument.
2. Click on the **Utility** on the instrument control screen, and press "**Maintenance** -> **Upgrade**". The following the menu should pop up and allow you to select the upgrade file



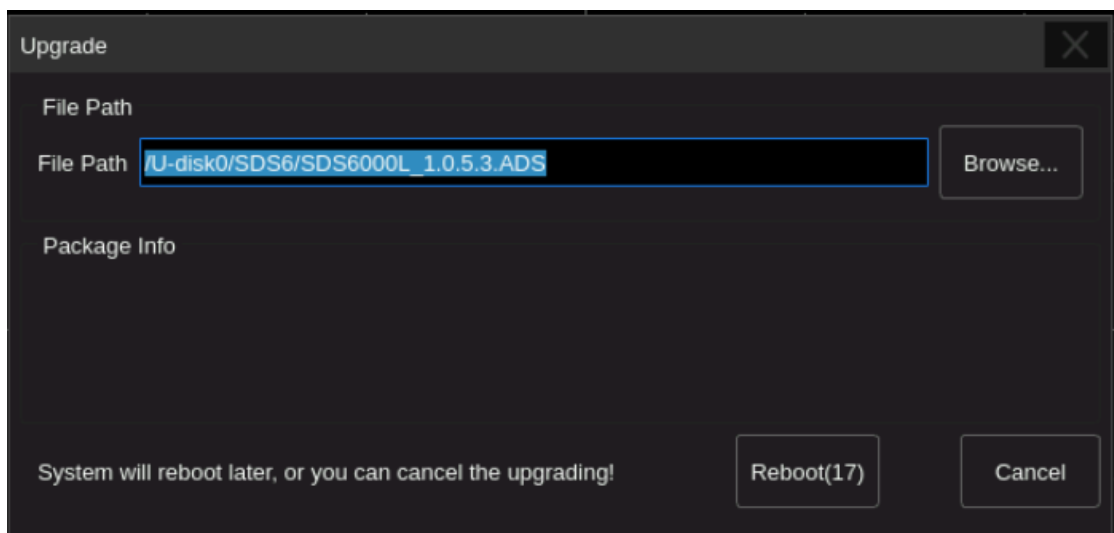
3. Click **Browse** in the menu above, and then select the correct update file (*.ads) in the pop-up resource manager



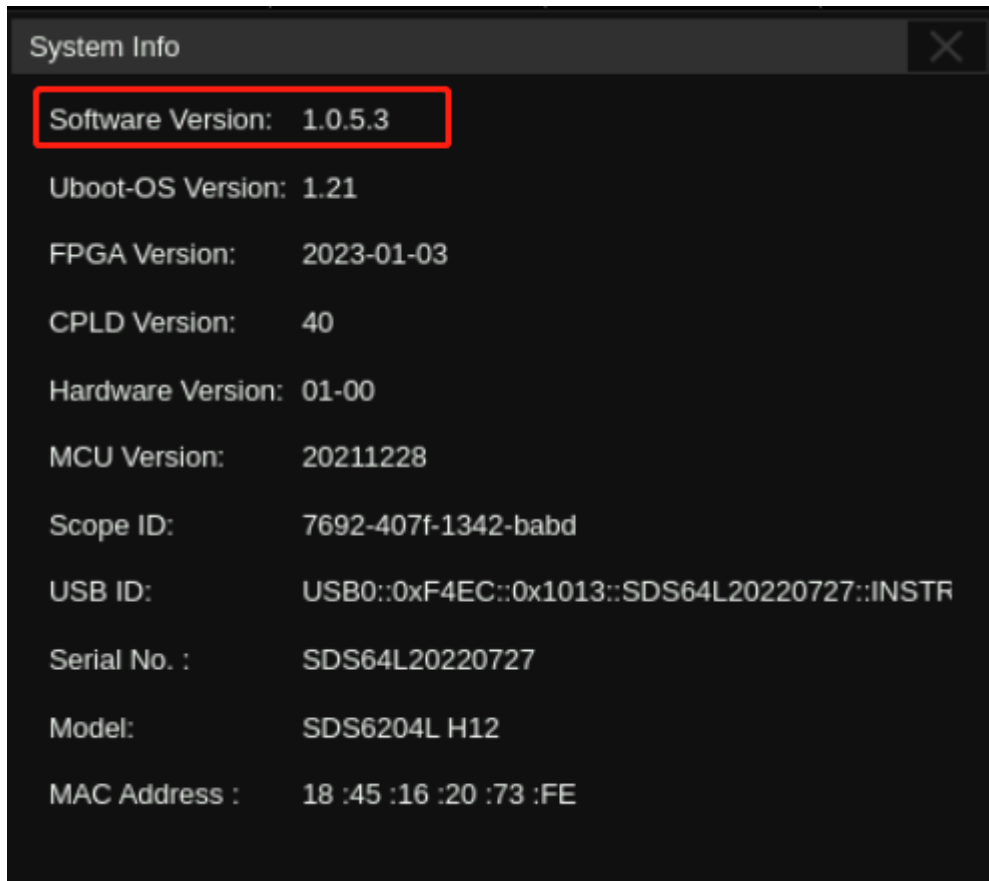
4. Click the recall icon  in the interface above and return to the upgrade dialog.
Click **Upgrade** to perform the upgrade operation:



5. The system will first copy and verify the upgrade package. After the upgrade package is validated, the following interface will appear. Click **Reboot** to continue the upgrade, or click **Cancel** to cancel it.



6. After the instrument reboots, check the version number through the **Utility->System Info** to confirm if the upgrade is successful.



WARNING: DO NOT shut off the instrument until the update is completed.